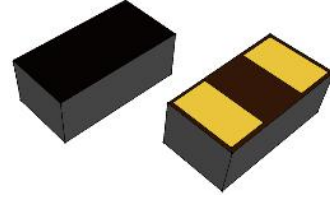


## 1. Features

- Ultra-Low capacitance:0.05pF(typ.)
- Low leakage current(<10nA)
- Fast response time(<1ns)
- Bi-directional, single line protection
- IEC 61000-4-2 (ESD Air): 15kV  
IEC 61000-4-2 (ESD Contact): 8kV

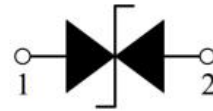
## 2. Pin Description



## 3. Applications

- USB 3.0/3.1
- HDMI 1.3/1.4/2.0
- RF Antenna
- SATA and eSATA Interface

## 4. Schematic Diagram



## 5. Order Information

Type	Package	Size (mm)	Delivery Form	Delivery Quantity
SCP0402MS18	0402	1.00x0.52x0.38	7" T&R	10,000

## 6. Limiting Values( $T_A = 25\text{ }^{\circ}\text{C}$ , unless otherwise specified)

Symbol	Parameter	Conditions	Min	Max	Unit
$V_{ESD}$	Electrostatic Discharge Voltage	IEC 61000-4-2; Contact Discharge	-	8	kV
		IEC 61000-4-2; Air Discharge	-	15	kV
$T_A$	Operating Temperature Range	-	-55	125	$^{\circ}\text{C}$
$T_{stg}$	Storage Temperature Range	-	-40	85	$^{\circ}\text{C}$

## 7. Electrical Characteristics( $T_A = 25\text{ }^{\circ}\text{C}$ unless otherwise specified)

Symbol	Parameter	Conditions	Min	Typ.	Max	Unit
$V_{DC}$	Continuous Operating Voltage	-	-	-	18.0	V
$V_T$	Trigger Voltage	IEC61000-4-2 8kV contact discharge	-	450	-	V
$V_C$	Clamping Voltage	IEC61000-4-2 8kV contact discharge	-	40	-	V
$I_L$	Leakage Current	DC 18V shall be applied on component	-	-	10	nA
$C_J$	Capacitance	Measured at 10MHz	-	0.05	-	pF

## 8. Typical Characteristics

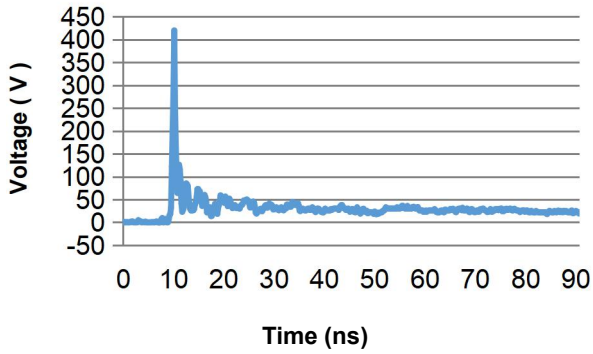


Fig.1 Typical ESD Response  
(IEC 61000-4-2, 8kV contact discharge)

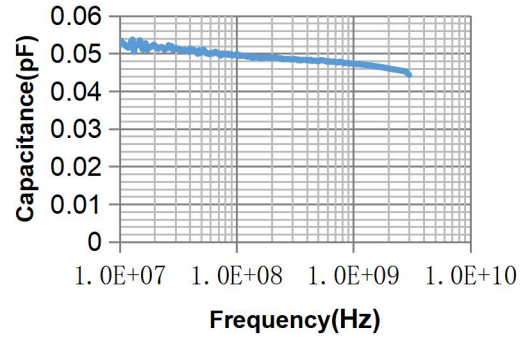


Fig.2 Typical Device Capacitance VS. Frequency

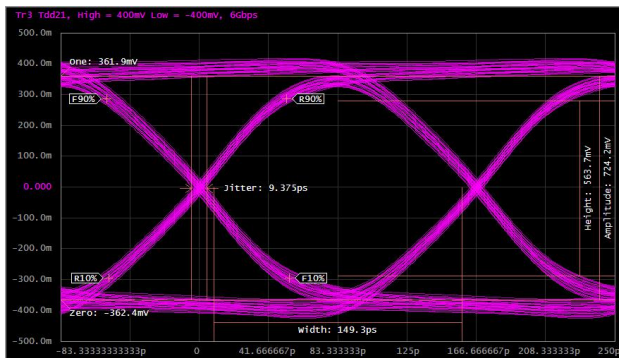
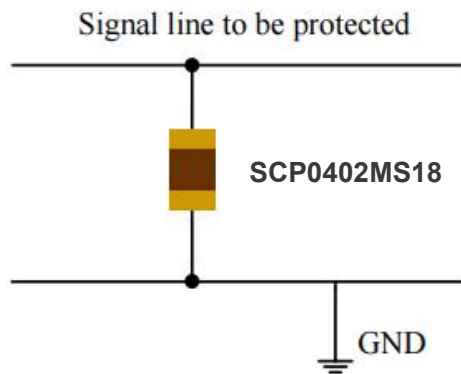
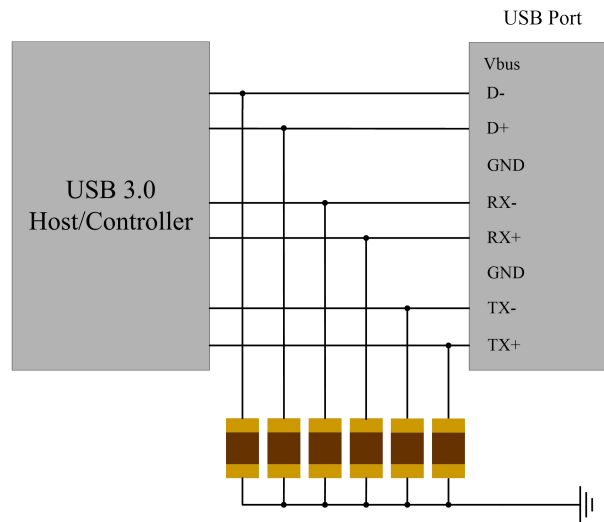


Fig.3 HDMI 2.0 Mask at 6.0 Gbps

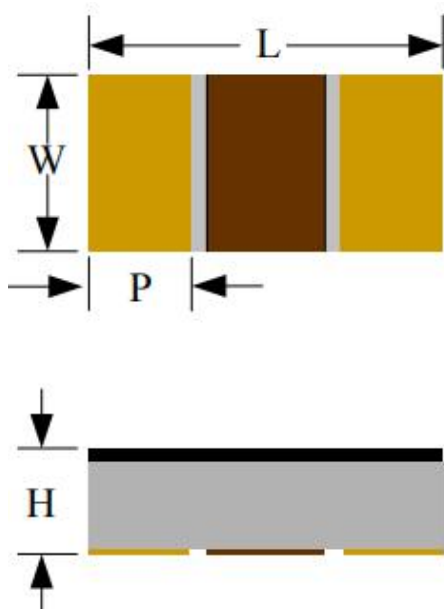
## 9. ESD Protection for Signal Line

The SCP is designed for the protection of one bidirectional data line from ESD damage.

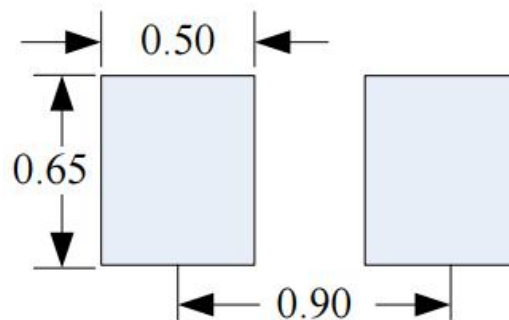
- Place the SCP as close to the input terminal or connector as possible.
- Minimize the path length between the SCP and the protected signal line.
- Use ground planes whenever possible.



## 10. Package Dimension



### Recommended Solder Pad Footprint



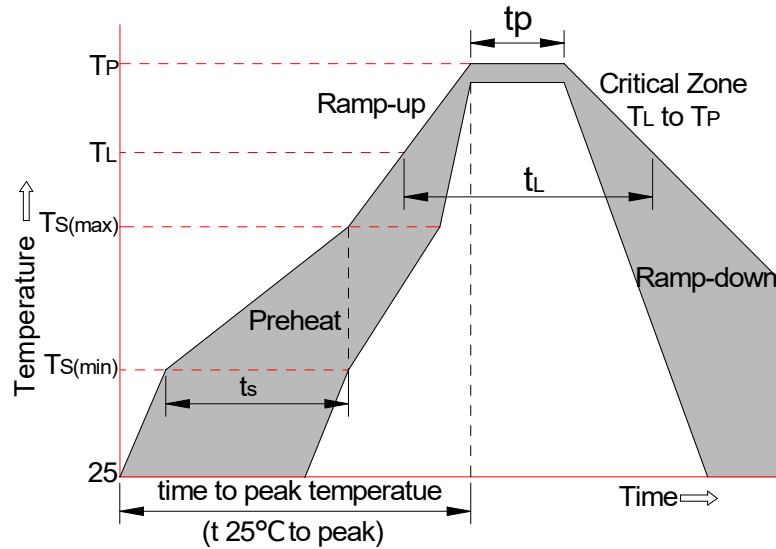
**\*Sizes in mm**

Notes:

This solder pad layout is for reference purposes only.

Dimension	Unit: Millimeters	
	Min.	Max.
L	00.90	1.10
W	0.42	0.62
P	0.15	0.35
H	0.25	0.45

## 11. Soldering Parameters



Reflow Condition		Pb-Free Assembly
Pre-heat	-Temperature Min ( $T_{s(min)}$ )	+150°C
	-Temperature Max( $T_{s(max)}$ )	+200°C
	-Time (Min to Max) ( $t_s$ )	60-180 secs.
Average ramp up rate (Liquid us Temp ( $T_L$ ) to peak)		3°C/sec. Max
$T_{s(max)}$ to $T_L$ - Ramp-up Rate		3°C/sec. Max
Reflow	-Temperature( $T_L$ )(Liquid us)	+217°C
	-Temperature( $t_L$ )	60-150 secs.
Peak Temp ( $T_p$ )		+260(+0/-5)°C
Time within 5°C of actual Peak Temp ( $t_p$ )		30 secs. Max
Ramp-down Rate		6°C/sec. Max
xTime 25°C to Peak Temp ( $T_P$ )		8 min. Max
Do not exceed		+260°C

## 12. Contact Information

Buy our products or get free samples, for further information and requests,

e-mail us at: [evan@howetim.com](mailto:evan@howetim.com)

## 13. Copyrights & Disclaimer

Copyright SONGCHEN, trademarks Registered. All rights reserved. The material herein may not be reproduced, adapted, merged, translated, stored, or used without the prior written consent of the copyright owner.

Devices sold by SONGCHEN are covered by the warranty and patent indemnification provisions appearing in its General Terms of Trade. SONGCHEN makes no warranty, express, statutory, implied, or by description regarding the information set forth herein.

SONGCHEN reserves the right to change specifications and prices at any time and without notice. Therefore, prior to designing this product into a system, it is necessary to check with SONGCHEN for current information.

This product is intended for use in commercial applications.

Applications requiring extended temperature range, unusual environmental requirements, or high reliability applications, such as military, medical life-support or life-sustaining equipment are specifically not recommended without additional processing by SONGCHEN for each application.

This product is provided by SONGCHEN "AS IS" and any express or implied warranties, including, but not limited to the implied warranties of merchantability and fitness for a particular purpose are disclaimed.

SONGCHEN shall not be liable to recipient or any third party for any damages, including but not limited to personal injury, property damage, loss of profits, loss of use, interruption of business or indirect, special, incidental or consequential damages, of any kind, in connection with or arising out of the furnishing, performance or use of the technical data herein. No obligation or liability to recipient or any third party shall arise or flow out of SONGCHEN rendering of technical or other services.

## 14. Reversion History

Document ID	Release Date	Sheet Status	Change Notice	Supersedes
0.1	08-Mar-2018	Product data sheet	-	-